

Project:	
Type:	
Catalog #:	



## SPECIFICATIONS: INTERNAL

AC only and Self-Powered models come standard configured with high output LED technology, 120/277V input. Nickel-cadmium batteries provide a minimum 90 minutes of emergency duration. Optional 120 minute duration battery is available. Solid state charger & transfer.

## SPECIFICATIONS: EXTERNAL

The CAPE-M series housing backbox is constructed from durable 0.035" thick aluminum. It is designed to be mounted on the horizontal aluminum structure of a window. Standard white finish epoxy based powder coat, also available in metal finishes (please specify). External LED monitor light and test switch are standard on self-powered versions.

## ELECTRICAL SPECIFICATIONS

The CAPE-M is configured with high output, high efficiency LEDs. Standard with 120/277V input, and consume only 2W nominal power.



## MULLION MOUNT

In a standard mullion mount, the housing is mounted to the surface of the mullion and the face hangs below the housing. For an optional installation, choose the inverted face (IF) option to have the face sit above the housing.

## EDGE-LIT DESIGN

The CAPE-M series is an elegantly designed edge-lit exit sign and features a clean and contemporary look. The design brings style and flexibility to your next prestigious exit sign application. The indirect LED illumination evenly lights the acrylic face with crisp, even light. The wide variety of finishes available will ensure that the CAPE-M can be easily matched to your decor.

## ORDERING LOGIC

Series	Model	LED	Face No.	Panel Color	Mounting	Options
CAP-M	A (AC Only)	RD (red)	1 (single)	C <sup>1</sup> (clear)	M (Mullion Mount)	AT <sup>2</sup> (autotest)
	B (Self-powered)	GN (green)		W (white)		BA (brushed aluminum)
				M (mirror)		CC (custom color)
						IF (inverted face)
						SW (special wording- specify)
						2Ck <sup>2</sup> (dual-circuit)
						120SA (120 minute emergency)
						UDC (universal6-24UDC)

NOTE 1: "C (clear)" panel color is only available in single face.

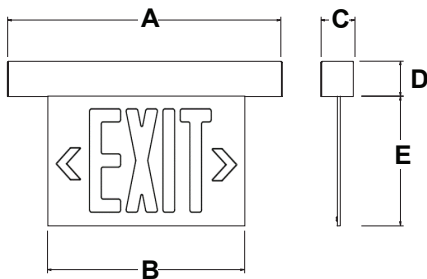
NOTE 2: Autotest option is only available on B models.

NOTE 3: For AC only.

## BATTERY

The CAPE-M-B is designed with a maintenance free, Ni-Cad battery providing a minimum emergency duration of 90 minutes. An operational 120 minute Ni-Cad battery is available. Recharge time of the battery is forty-eight (48) hours. The operating temperature is from 50°F up to 104°F (10°C up to 40° C).

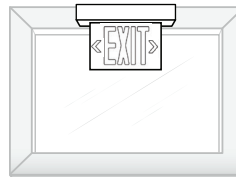
## DIMENSIONS



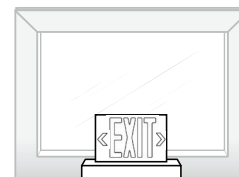
Model	A	B	C	D	E
Mullion Mount	16" (425.5mm)	12 (305mm)	2" (51mm)	2" (51mm)	7.5" (191mm)

## INSTALLATION

The CAPE-M is suitable for surface mullion mounting, above or below a window. Suitable for indoor installations.



Mullion Mount



Mullion Mount  
(Inverted face)

## AUTOTEST

The CAPE-M has the option for the FME Autotest diagnostic system. This AT monitors the battery, LED's, and provides instant visual verification of the status.

## WARRANTY

The CAPE-M comes with a 5-year factory warranty. Deliberate damage, misuse, improper installation effectively cancel the warranty.